

End Support WBD HCP

Group: 1856

Application

In combination with a Channel, End Support WBD is particularly suitable

- ◆ for setting up structures attached to walls, floors and ceilings
- ◆ as a base for frame structures made of Sikla Channels.

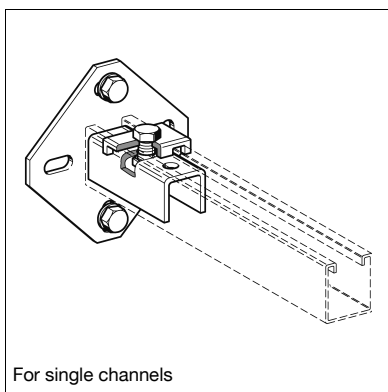
The generous dimensions and the diamond shape of the mounting plate provide for a high bending moment and safely stabilise lateral loads.

Installation

Normally, two anchors grouped opposite to each other and along the load axis are sufficient. Only in exceptional cases (e.g. tall uprights in frameworks) four anchors are required.

Tightening torque for hexagon bolts ≥ 40 Nm.

For ceiling mounting under high loads (up to 7.0 kN), we recommend the use of at least one fully traversing bolt for connecting the Channel to the End Support WBD (for examples see "Installation Guidelines").



Technical Data

Type	Suitable for Sikla Channel	A [mm]	s [mm]	B [mm]	b [mm]	h [mm]	C [mm]	Screws for Holding Bracket
41/21-31	41/21/2,0 - 41/31/2,0	135	6	100	25	11	95	M10
41/41-45	41/41/2,5	135	6	100	25	11	95	M10
41/62	41/62/2,5	170	6	120	25	13	131	M12
41/41-45 D	41/41/2,5 D	210	8	170	25	13	125	M10

Working load for wall mounting:

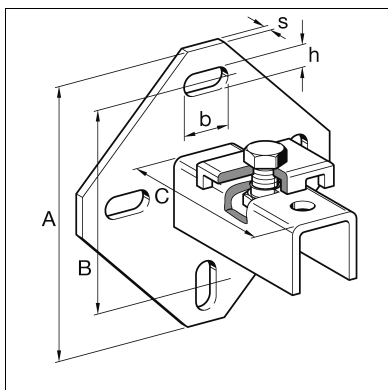
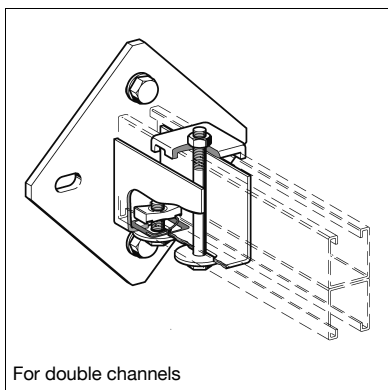
See tables on load charts for End Support WBD in chapter "Brackets".

The figures apply on wall applications if two anchors of the load class as stated are used.

Working load for ceiling mounting:

The permissible maximum vertical load for ceiling mounting with Holding Bracket amounts to 2.0 kN. Using at least one traversing bolt (class 8.8) 7.0 kN.

Material: Steel, HCP



Type	W [kg]	Quantity [pack]	Part number
41/21-31	0.73	10	198063
41/41-45	0.83	10	198070
41/62	1.50	5	113918
41/41-45 D	2.46	5	198100