

Slide Set GS 2G-PL

Group: 1336

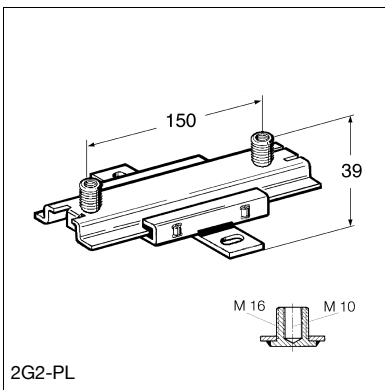
Application

Slide Set for single and double mounting of mechanical equipment, to be used on Sikla Channels, brick or concrete walls and on bearers. To be used preferably in combination with Sikla Pipe Clamps Ratio S and Stabil D-3G.

Various connection options with these pipe clamps ranging between M10 and R1". For adapters for these connection options (see Adapter AD f/f).

Sound absorption by means glass fibre reinforced PA slide rails.

When using the version **ULTRAglide** the resultant shear force is halved. By this the realisation of optimized supporting structures is possible.



Technical Data

Permissible load for ceiling mounting: 0.6 kN

Permissible load for floor mounting: 1.2 kN

Temperature range (permanent exposure): 130°C

Version GS:

Static friction coefficient μ_0 : 0.18

Sliding friction coefficient μ : 0.14

Version GS ULTRAglide:

Static friction coefficient μ_0 : 0.07

Sliding friction coefficient μ : 0.07

Material:

Metal components:

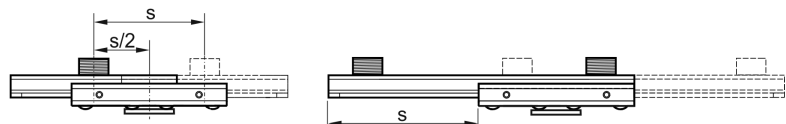
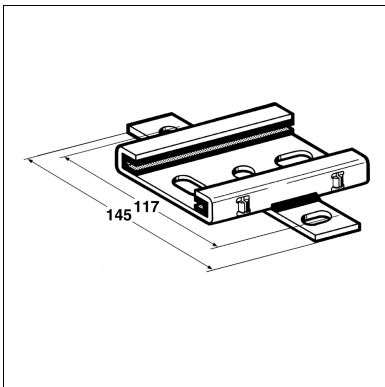
Steel, electro-galvanised

Slide bar:

Polyamide, glass fibre reinforced

Version ULTRAglide:

With additional Nano coating



Type	max. lever arm [mm]	max. lever arm ULTRAglide [mm]	max. slide path s [mm]
2G	150	300	85
2G2	150	300	140

Adm. load FZ * under stress of fire

FWD 30 [N]	FWD 60 [N]	FWD 90 [N]	FWD 120 [N]
≤ 600	≤ 430	≤ 280	≤ 200

FZ = max. adm. load

* The load capacity of the connecting elements used is to be respected, this applies in particular under stress of fire.

Type	W [kg]	Quantity [pack]	Part number
2G-PL	0.54	25	127127
2G2-PL	0.65	25	127136
2G-PL ULTRAglide	0.54	25	110583
2G2-PL ULTRAglide	0.65	25	110585