

Slide Set GS 2G

Group: 1336

Application

Slide Set for single and double mounting of mechanical equipment. To be used preferably in combination with Sikla Pipe Clamps Ratio S and Stabil D-3G. Various connection options with these pipe clamps ranging between M10 and R1". For adapters for these connection options (see Adapter AD f/f). Sound absorption by means of glass fibre reinforced PA slide rails. When using the version **ULTRAglide** the resultant shear force is halved. By this the realisation of optimized supporting structures is possible.

Technical Data

Permissible load for ceiling mounting: 0.6 kN
 Permissible load for floor mounting: 1.2 kN
 Temperature range (permanent exposure): 130°C

Version GS:

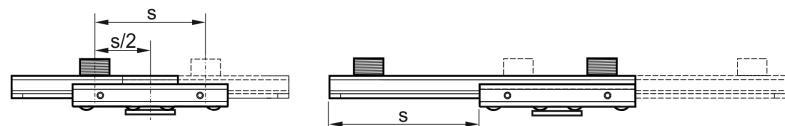
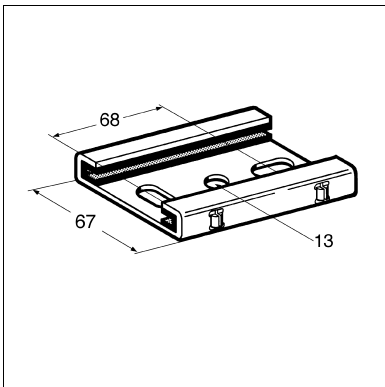
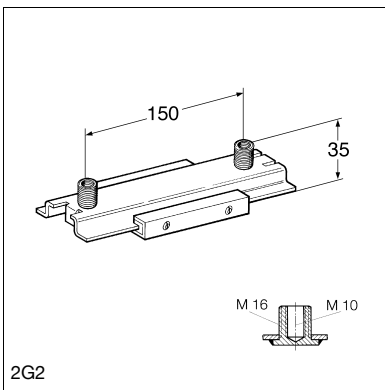
Static friction coefficient μ_0 : 0.18
 Sliding friction coefficient μ : 0.14

Version GS ULTRAglide:

Static friction coefficient μ_0 : 0.07
 Sliding friction coefficient μ : 0.07

Material:

Metal components: Steel, electro-galvanised
 Slide bar: Polyamide, glass fibre reinforced
 Version ULTRAglide: With additional Nano coating



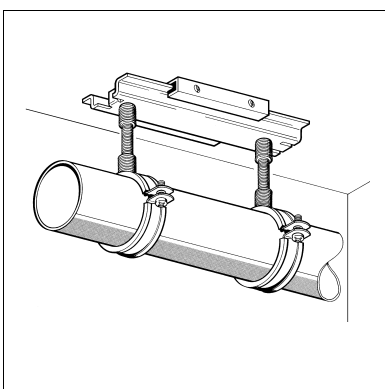
Type	max. lever arm [mm]	max. lever arm ULTRAglide [mm]	max. glide path s [mm]
2G	150	300	85
2G2	150	300	140

Adm. load FZ * under stress of fire

FWD 30 [N]	FWD 60 [N]	FWD 90 [N]	FWD 120 [N]
≤ 600	≤ 430	≤ 280	≤ 200

FZ = max. adm. tensile load

* The load capacity of connecting elements used is to be respected, this applies in particular under stress of fire.



Type	W [kg]	Quantity [pack]	Part number
2G	0.38	25	126755
2G2	0.49	25	126764
2G ULTRAglide	0.38	25	110582
2G2 ULTRAglide	0.49	25	110584