

Slide Set GS H3G

Group: 1336

Application

Heavy-duty Slide Set for plant construction. To be used preferably in combination with Sikla Pipe Clamp Stabil D-3G and Chilled Water Clamp SKS Top-2C.

Various connection options of the pipe clamps depending on the respective load: M12, M16 or with 1/2" adapters using the external thread (see Adapter AD f/f). Sound absorption by means of glass fibre reinforced polyamide slide rails. Especially suitable for ceiling and floor mounting solutions and as a guide for rising pipes.

When using the version **ULTRAglide** the resultant shear force is halved. By this the realisation of optimized supporting structures is possible.

For wall mounting, we recommend the use of the Slide Set H3G on Sikla Support Bracket.

Installation

For pipes of NB 100 or larger having to be spaced at a distance from the Slide Set, or under conditions of reversed bending stress, the 3G triple thread nuts are to be secured by screwing on a 1/2" Locking Nut.

Technical Data

Permissible load for ceiling mounting:	5.0 kN
Permissible load for floor mounting:	9.0 kN
Permissible bending moment for wall mounting* for H3G2:	350 Nm
Temperature range (permanent exposure):	130°C

Version GS:

Static friction coefficient μ_0 :	0.18
Sliding friction coefficient μ :	0.14

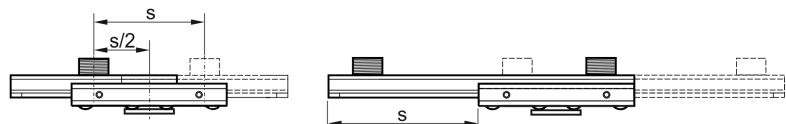
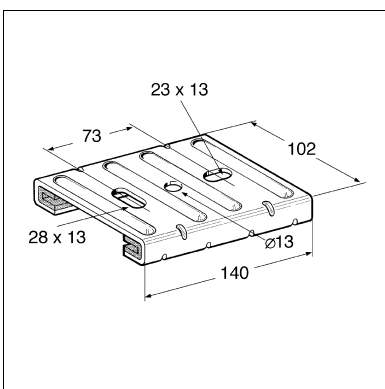
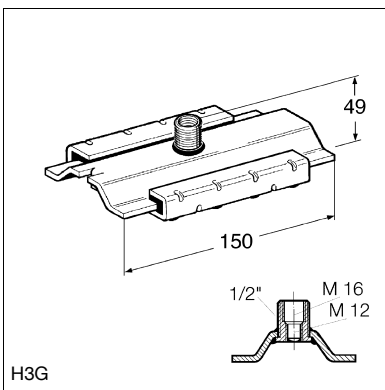
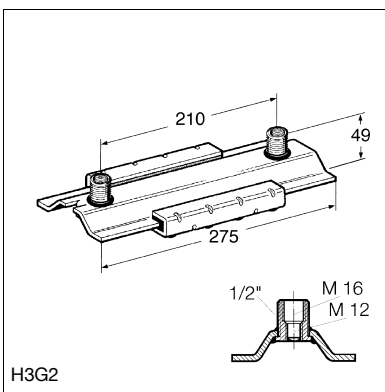
Version GS ULTRAglide:

Static friction coefficient μ_0 :	0.07
Sliding friction coefficient μ :	0.07

Material:

Metal components:	Steel, electro-galvanised
Slide bar:	Polyamide, glass fibre reinforced
Version ULTRAglide:	With additional Nano coating

* The permissible bending moment of the connecting element (threaded rod or threaded tube) may restrict the application!



Type	max. lever arm [mm]	max. lever arm ULTRAglide [mm]	max. slide path s [mm]
H3G	250	400	100
H3G2	250	400	135

Adm. load FZ * under stress of fire

FWD 30 [N]	FWD 60 [N]	FWD 90 [N]	FWD 120 [N]
≤ 1.000	≤ 540	≤ 360	≤ 260

FZ = max. adm. tensile load

* The load capacity of the connecting element used is to be respected, this applies in particular under stress of fire.

Type	W [kg]	Quantity [pack]	Part number
H3G	1.12	10	149295
H3G2	1.55	10	126700
H3G ULTRAglide	1.12	10	110586
H3G2 ULTRAglide	1.55	10	110588