

Angle Connector CN CC 41 Stabil

Group: 1326

Application

Pre-assembled connecting element for frame structures made of channels.
Version W suitable for connections to wall, floor or ceiling.

- ◆ High-speed assembly system for 90°- and 45°-structures of Channels MS 41.
- ◆ Locks automatically by pushing down the bolt head and at the same time supports its own weight
- ◆ Secure, form-locking, non-positive connection. Serrated speed nut with clamping bolt M10. Ideal shaping and high-strength material for high stiffness.

Technical Data

Channel thickness [mm]	FZ [kN]	FQ [kN]
1.5	3.0	2.3
2.0	3.5	2.3
2.5	3.5	3.5
3.0	3.5	3.5

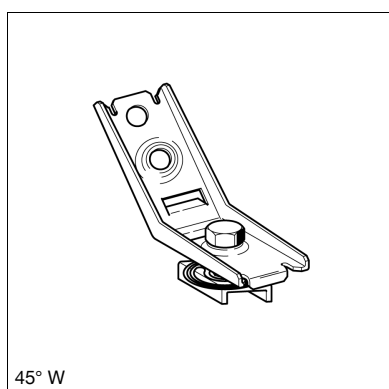
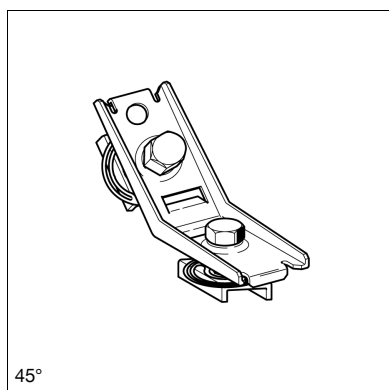
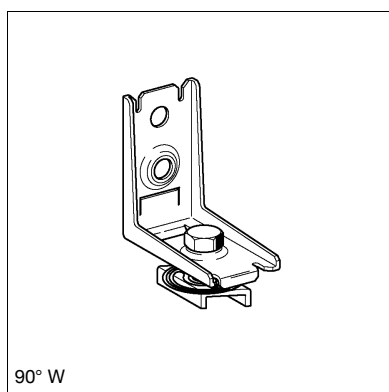
Torque: 40 Nm

Material: Steel, pre-galvanised

Approvals / Conformity



This product has been awarded the RAL quality mark "pipe supports" and is subject to continuous external monitoring according to RAL GZ-655.



Type	W [kg]	Quantity [pack]	Part number
CC 41-90° Stabil	0.23	25	191675
CC 41-90° W Stabil	0.17	25	191684
CC 41-45° Stabil	0.23	25	191882
CC 41-45° W Stabil	0.17	25	191891