

### Angle Connector CN CC 41-90°

Group: 1326

#### Application

Pre-assembled connecting element especially for frame structures made of channels.

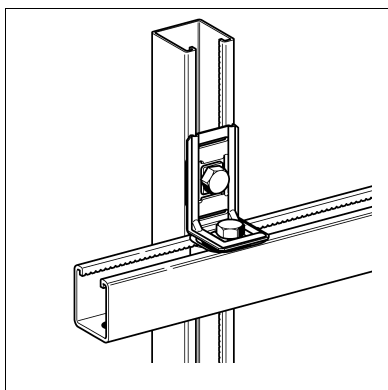
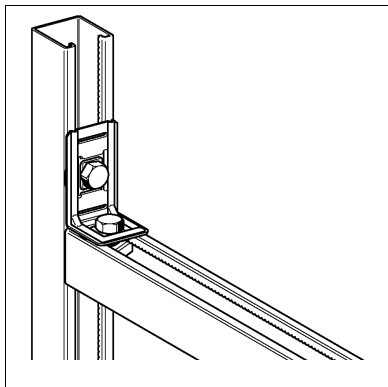
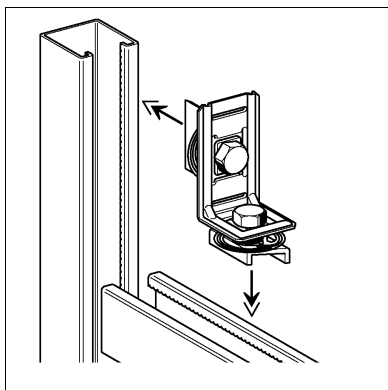
- ◆ High-speed assembly system for 90° connection of Channels MS 41.
- ◆ Locks automatically by pushing down the bolt head and at the same time supports its own weight.
- ◆ Secure, form-locking, non-positive connection. Serrated speed nut with clamping bolt M10. Ideal shaping for high stiffness.

#### Technical Data

Working load:  $F = 4.0 \text{ kN}$  as axial load per crossbar with 2 CC Angle Connectors 90°

Torque: 40 Nm

Material: Steel, pre-galvanised according to DIN EN 10346 / electro-galvanised



Type	W [kg]	Quantity [pack]	Part number
CC 41-90°	0.15	25	<b>180236</b>