

Slide Set GS CC - H3G-PL

Group: 1336

Application

Heavy-duty Slide Set for plant construction to be used on Sikla Channels, brick or concrete walls and on bearers.

To be used preferably in combination with pipe clamps Stabil D-3G, Ratio S and Chilled Water Clamp SKS.

Various connection options of the pipe clamp depending on the respective load: M12, M16. In combination with 1/2"-adapters (see Adapter f/f) there are even further possibilities.

Especially suitable for ceiling and floor mounting solutions and as a guide for rising pipes.

Sound absorption due to slide rails in PPS glass fibre reinforced.

Scope of delivery

Slide Set incl. pre-assembled CC-elements.

Installation

Locks automatically in the channel by pushing down the the bolt head, tighten - that's it!

For pipes of NB 100 or larger having to be spaced at a distance from the Slide Set, or under conditions of reversed bending stress, the 3G triple thread nut is to be secured by screwing on a 1/2" Locking Nut.

Technical Data

Permissible load for ceiling mounting:	5.0 kN
Permissible load for floor mounting:	9.0 kN
Maximum lever arm distance L_{max} :	250 mm
Max. sliding distance	
CC - H3G-PL:	100 mm
CC - H3G2-PL:	135 mm
Temperature range (permanent exposure):	130°C
Static friction coefficient μ_0 :	0.18
Sliding friction coefficient μ :	0.14

Material:

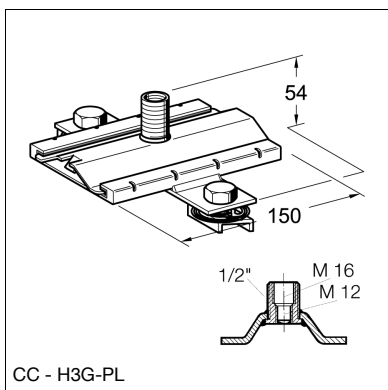
Metal components: Steel, electro-galvanised

Adm. load FZ * under stress of fire

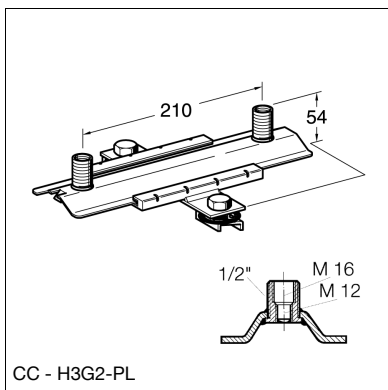
FWD 30 [N]	FWD 60 [N]	FWD 90 [N]	FWD 120 [N]
≤ 1.000	≤ 540	≤ 360	≤ 260

FZ = max. adm. tensile load

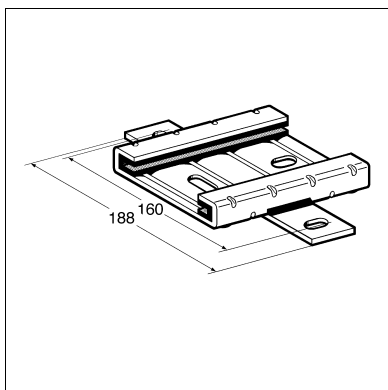
* The load capacity of the connecting elements used is to be respected, this applies in particular under stress of fire.



CC - H3G-PL



CC - H3G2-PL



Type	W [kg]	Quantity [pack]	Part number
CC - H3G-PL	1.61	10	191747
CC - H3G2-PL	1.95	10	191738