

Fixing Bracket MW S

Group: 1326

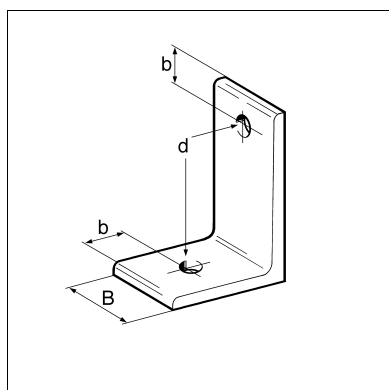
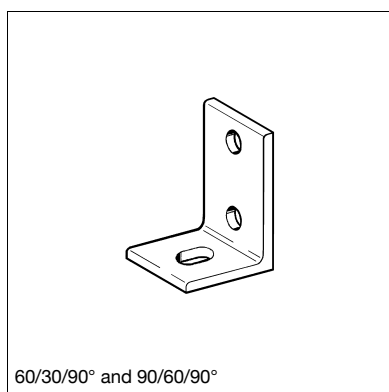
Application

Designed for general mounting purposes as a direct lateral attachment link integrated in binding and bridging beams of concrete or wood, and for similar applications. It may serve as a connecting bracket for framework structures consisting of channels.

Sprinkler systems: See "Technical Data". Types 60/30/90 and 90/60/90 are designed for attachment of pipes to wooden truss according to VdS CEA-standard 15.2.2.

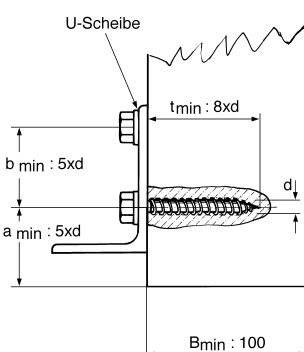
Technical Data

Type	Working load
45/30/90°	3.5 kN
60/30/90°	3.5 kN
70/40/90°	2.0 kN
60/40/90°	7.5 kN
90/60/90°	7.5 kN

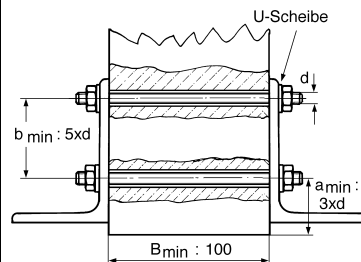


For Sprinkler systems: Application of 60/30/90 and 90/60/90 to wooden truss

Single Bracket with wooden screw



Double Bracket with threaded bolt



"d" depending on NB:

≤ DN 50:	2 x 6 mm
> DN 50 ≤ DN 100:	2 x 8 mm
> DN 100 ≤ DN 150:	2 x 10 mm

Material: Angle steel profile, electro-galvanised

Type	Angle steel profile DIN 1029	B [mm]	b [mm]	d [mm]	s [mm]	W [kg]	Quantity [pack]	Part number
45/30/90°	45/30/4	30	13	11	-	0.07	50	115380
60/30/90°	60/30/5	30	10	11	30	0.09	25	156505
70/40/90°	-	40	17/35	10.5	-	0.06	50	191963
60/40/90°	60/40/6	40	20	13	-	0.16	25	115399
90/60/90°	90/60/6	40	15	13	50	0.25	25	114820

