

Pivot Joint GE ST - F 80

Group: A437

Application

Applicable as a bracing element for single-arm cantilevers supported from primary steelwork or concrete surfaces, also for the knee-brace reinforcing of all siFramo 80 frame constructions. The pivot can be installed with angles from 25° to 155°.

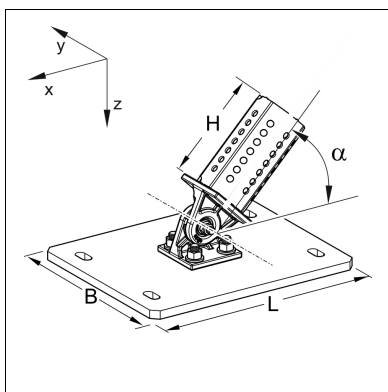
Scope of delivery

Pivot Joint GE ST - F 80 with pre-attached base plate

Installation

Attachment of the Joints to steel structure by means of Assembly Set MS 5P M12 S while connecting the base plate. From Type 161/200 on an Assembly Set MS 5P M16 S is used. Another option is to fix the Joint to concrete walls by means of 4 heavy-duty anchors. The support profile TP F 80 plugged onto the octagon is attached by means of 4 Self Forming Screws. After installation at the desired angle the screws have to be tightened with 40 Nm.

By loosening the screw connection between Joint and Joining Plate it is possible to rotate the Joint by 90° and to use it for a cross member then (see figure 4).



Technical Data

| Type | Height H [mm] | Length L [mm] | Width B [mm] | Angle α |
|-------------------|------------------|------------------|-----------------|----------------|
| GE 80/120-F 80 | 140 | 220 | 220 | 25° - 155° |
| GE 121/160-F 80 | 140 | 320 | 260 | 25° - 155° |
| GE-Q 121/160-F 80 | 140 | 320 | 260 | 25° - 155° |
| GE 161/200-F 80 | 140 | 320 | 310 | 25° - 155° |
| GE-Q 161/200-F 80 | 140 | 320 | 310 | 25° - 155° |
| GE 201/310-F 80 | 140 | 220 | 420 | 25° - 155° |
| GE-Q 201/310-F80 | 140 | 220 | 420 | 25° - 155° |

Material: Steel, HCP

Also available with DUALSHIELD for high corrosion protection within C5H environments.

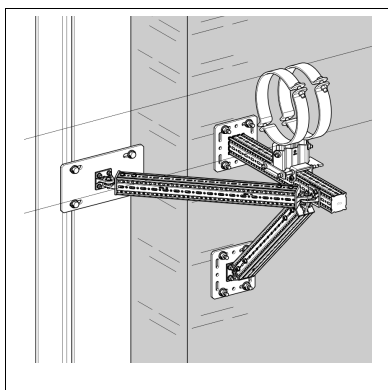
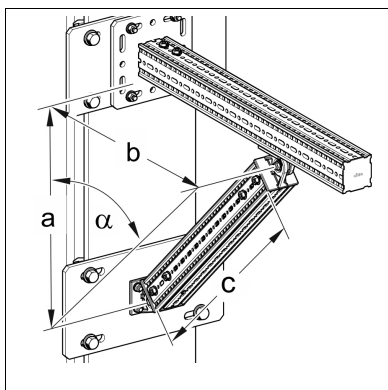
Approvals / Conformity



epd

NEPD-4539-3797-EN

* in stock



| Type | W [kg] | Quantity [pack] | Part number |
|-------------------|-----------|--------------------|----------------|
| GE 80/120-F 80 * | 6.2 | 1 | 115856 |
| GE F 121/160-F 80 | 9.8 | 1 | 115857 |
| GE-Q 121/160-F 80 | 9.8 | 1 | 115858 |
| GE 161/200-F 80 | 11.3 | 1 | 115859 |
| GE-Q 161/200-F 80 | 11.3 | 1 | 115860 |
| GE 201/310-F 80 | 10.4 | 1 | 115861 |
| GE-Q 201/310-F 80 | 10.4 | 1 | 115862 |