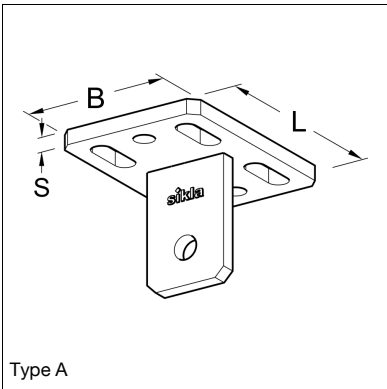
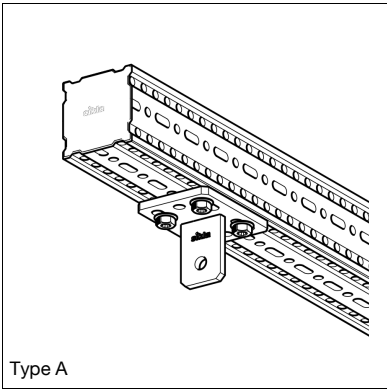


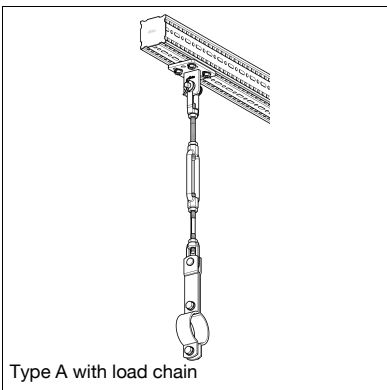
Type B



Type A



Type A



Type A with load chain

## siFramo Eye-Plate HP F 80

Group: A299

### Application

Connecting component for the direct attachment of rod hanger assemblies to the siFramo 80 system. The pre-welded Eye-Plate serves as a basic element for the connection of the Rod Hanger Load Chain Assembly LKV in sizes M10 up to M16 rod and Pipe Clamps type Stabil Form C LK.

### Installation

The siFramo Eye-Plate HP F 80 is fastened to the supporting siFramo 80 section by means of 4no. FLS F screws. The siFramo Eye-Plate can also be fastened directly to concrete by means of 2no. M10 anchors.

Type A: Load Chain runs crosswise to the beam

Type B: Load Chain runs longitudinally to the beam

### Technical Data

Type	max. perm. tensile load [kN]
M10	11.2
M12	12.1
M16	12.5

The implementation and construction requirements of the components, their design as well as their verifications and load tests were carried out following the standards VGB R 510 L part I, KTA 3205.3 and DIN EN 13480-3.

L [mm]	B [mm]	S [mm]
110	80	8

Material: Steel, HCP

Type	W [kg]	Quantity [pack]	Part number
HP F 80 - A M10	0.6	10	113023
HP F 80 - A M12	0.6	10	113024
HP F 80 - A M16	0.6	10	113025
HP F 80 - B M10	0.6	10	113020
HP F 80 - B M12	0.6	10	113021
HP F 80 - B M16	0.6	10	113022