

End Support STA F 100

Group: A822

Application

Plug-in component designed to create an endplate at the open end of a Beam Section TP F 100 or a Cantilever bracket AK F 100. Variation types F 100-80 (E) are designed to combine F 100 with F 80 beam sections. Octagonal insert allows full utilisation of beam section within the space required by the End Support STA itself.

Installation

Depending on the situation, different options are recommended:

- With 2x4 Self Forming Screws FLS when used to connect 2 Beam Sections.
- With 4 Self Forming Screws FLS applied to the octagonal insert and 2 suitable wall anchors/fixings when connected to the building structure.

The Beam Section TP F 100/100 connected to the End Support STA F 100 has to be screwed with 4 Self Forming Screws FLS F. On each of the opposite sides 2 Self Forming Screws FLS F are necessary.

Technical Data

Type	Dimensions of base plate [mm]	A [mm]	B [mm]	H [mm]
STA F 100	210 x 100 x 8	14	20 x 11	188
STA F 100-E	185 x 100 x 8	-	20 x 11	188
STA F 100-80	210 x 100 x 8	14	20 x 11	148
STA F 100-80-E	185 x 100 x 8	-	20 x 11	148

Configuration: Base plate welded to Octagon F 100 or F 80

Material:

Base plate: Steel, HCP

Octagon: Steel, HCP

Also available with DUALSHIELD for high corrosion protection within C5H environments.

Approvals / Conformity

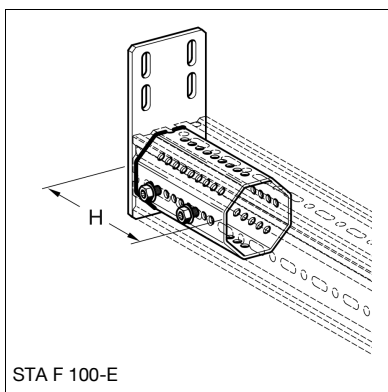
CE mark (Declaration of performance see www.sikla.com/downloads)

ETA-24/0471

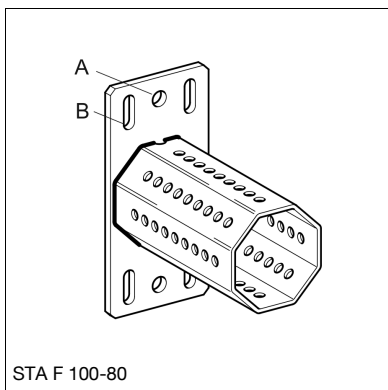


epd

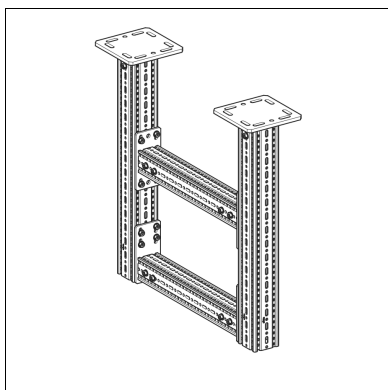
NEPD-4539-3797-EN



STA F 100-E



STA F 100-80



Type	W [kg]	Quantity [pack]	Part number
STA F 100	2.4	1	113073
STA F 100-E	2.2	1	113074
STA F 100-80	2.0	1	113337
STA F 100-80-E	1.8	1	113481